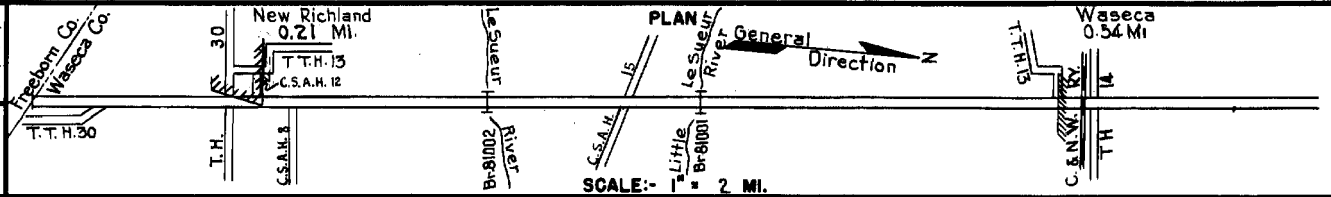


PREPARED BY
HIGHWAY PLANNING SURVEY
IN COOPERATION WITH
U.S. PUBLIC ROADS ADMINISTRATION


STATE OF MINNESOTA
DEPARTMENT OF HIGHWAYS
ROAD LIFE STUDIES
CONSTRUCTION PROJECT LOG RECORD

CONTROL SECTION 8101
TRUNK HIGHWAY 13
COUNTY Waseca
DISTRICT 68-7A

LIMITS: S. Co. Line - Jct. T.H. 14 in Waseca



| YEAR BUILT | PROJECT N ^o | DESCRIPTION | | | CODE N ^o |
|------------|------------------------|---------------------------------|------------------|-----------|---------------------|
| | | TYPE | WIDTH | THICKNESS | |
| | | Earth Br. M-45 & M-43 | 16' | | |
| | | Gravel | | | |
| | | Brick | 45 | | |
| 1925 | 13-13-27A&B | Grading Br. 4264 Br. 4262 | 30 23' 27' | | |
| 1926 | 13-13-27A&B | Gravel | 24' | 3 1/2" | |
| 1931 | 13-13-27B | Concrete | 20' | 9-7-9 | |
| 1931 | 13-13-4 | Concrete | 36 | | |
| | (1) | | | | |
| 1932 | 13-13-27A&B | Oil Tr. Gravel | 24' | 1 1/2" | |
| 1934 | 13-13-27-1 | Grading Gravel | 32' 26' | 12" | |
| 1935 | 13-13-27-1 | Asphalt Tr. Gravel | 24' | 2" | |
| | (2) | | | | |
| 1935 | 13-13-31 | Concrete | 20' | 9-7-9 | |
| | (3) | | | | |
| 1937 | 13-13-27-1 | Cut Back Asphalt | 24' | 3 1/2" | |
| M | 1940 A.F.E. 34 | Bit. Retreat. | | | |
| M | 1941 A.F.E. 15 | Bit. Retreat. | | | |



| YEARS | | TOTAL MILES | UNINCORPORATED | | INCORPORATED | | RURAL | | URBAN | |
|-------|------|-------------|----------------|---------|--------------|---------|-----------|---------|-----------|---------|
| FROM | TO | | ROWY. MI. | BR. MI. | ROWY. MI. | BR. MI. | ROWY. MI. | BR. MI. | ROWY. MI. | BR. MI. |
| 1921 | 1924 | 7.74 | 16.35 | 0.02 | 1.34 | 0.00 | 7.15 | 0.02 | 0.54 | 0.00 |
| 1925 | 1930 | 16.60 | 16.04 | 0.02 | 0.54 | 0.00 | 16.02 | 0.02 | 0.54 | 0.00 |
| 1931 | 1933 | 16.58 | 16.02 | 0.02 | 0.54 | 0.00 | 16.02 | 0.02 | 0.54 | 0.00 |
| 1934 | 1946 | 16.48 | 15.17 | 0.02 | 1.25 | 0.00 | 5.92 | 0.02 | 0.54 | 0.00 |
| 1947 | 1959 | 16.47 | 12.70 | 0.02 | 0.75 | 0.00 | 15.91 | 0.02 | 0.54 | 0.00 |
| 1960 | 1966 | 16.47 | 12.70 | 0.02 | 0.75 | 0.00 | 15.70 | 0.02 | 0.75 | 0.00 |
| 1967 | | 16.45 | 12.67 | 0.03 | 0.75 | 0.00 | 12.67 | 0.03 | 0.75 | 0.00 |

REMARKS: Layout is to scale as of 1934.

(1) This work not done under these project numbers but lies within the limits of these projects.

(2) New construction of 20' slab only on E. Brick left in place on outside strips making a total width of 45'

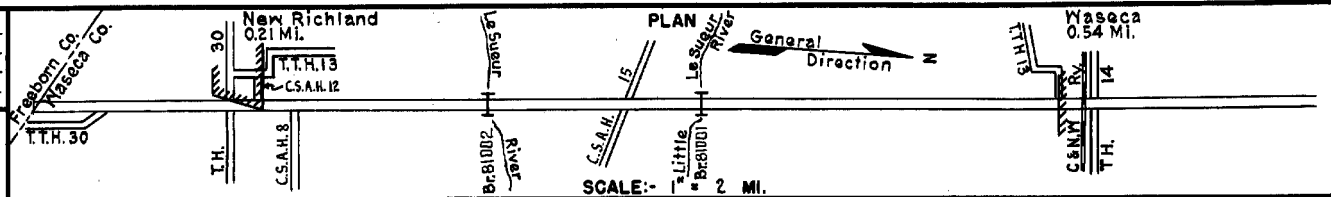
(3) Thickness shown is combined thickness of 2" of old mixed bit. plus 1 1/2" plant mix.

PREPARED BY
HIGHWAY PLANNING SURVEY
IN COOPERATION WITH
U. S. PUBLIC ROADS ADMINISTRATION


STATE OF MINNESOTA
DEPARTMENT OF HIGHWAYS
ROAD LIFE STUDIES
CONSTRUCTION PROJECT LOG RECORD

CONTROL SECTION 8101
TRUNK HIGHWAY 13
COUNTY Waseca
DISTRICT 6B-7A

LIMITS: S. Co. Line - Jct. T.H. 14 in Waseca



| YEAR BUILT | PROJECT N ^o | DESCRIPTION | | | CODE N ^o |
|------------|------------------------|--|---------------|-----------|---------------------|
| | | TYPE | WIDTH | THICKNESS | |
| M | A.F.E. 604 | Spot Treat. | | | |
| | A.F.E. 605 | Bit. Surf. Repair | 24' | | |
| | | Light Bit. Seal | 24' | | |
| M | A.F.E. 604 | Spot Treat | | | |
| | A.F.E. 618 | Bit. Surf. Repair | 24' | | |
| | | Conc. Pavement Repair | | | |
| M | A.F.E. 604 | Spot Treat | | | |
| | | Bit. Surf. Repair | 24' | | |
| M | | Spot Treat | | | |
| | | Bit. Surf. Repair | 24' | | |
| M | | Spot Treat | | | |
| | | Bit. Surf. Repair | 24' | | |
| M | | Spot Treat | | | |
| | | Bit. Surf. Repair | 24' | | |
| M | | Spot Treat | | | |
| | | Bit. Surf. Repair | 24' | | |
| M | SF | Spot Treat | | | |
| | | Bit. Surf. Repair | 24' | | |
| M | SF | Spot Treat | | | |
| | | Bit. Surf. Repair | 24' | | |
| C | 8101-14 & 15 | Grading rt. bit. of rdwy. imp. Bit. Base oversurf. imp. Plant Mix Bit. | 5' 24' 3 1/2" | | |
| C | 8101-12 | Grading | | | |
| | 8101-81002 | Br. 81002 | 40' | | |
| | 8101-81001 | Br. 81001 | 40' | | |
| C | 8101-16 | Sub-base & Base P.C. Concrete & Plant Mix Bit. Surf. | 24' 8" 2 3/4" | | |
| C | 8101-17 | Plant Mix Bit. Surf. | 45' 1 1/4" | | |
| M | SF | Joint Seal Turn Lanes | | | |
| C | 1101 | Re. Deck Repair & Conc. Overlay | | | |



| YEARS | | TOTAL MILES | UNINCORPORATED | | INCORPORATED | | RURAL | | URBAN | |
|-------|----|-------------|----------------|---------|--------------|---------|-----------|---------|-----------|---------|
| FROM | TO | | RDWY. MI. | BR. MI. | RDWY. MI. | BR. MI. | RDWY. MI. | BR. MI. | RDWY. MI. | BR. MI. |
| | | | | | | | | | | |

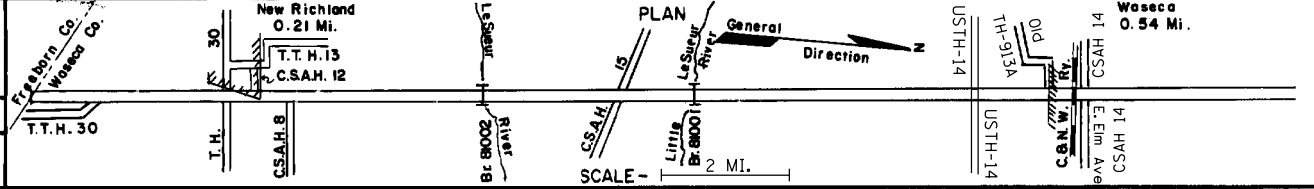
REMARKS: See Sheet No. 1

PREPARED BY
BUREAU OF POLICY & PLANNING
IN COOPERATION WITH
U.S. DEPARTMENT OF TRANSPORTATION-FEDERAL HIGHWAY ADMINISTRATION


STATE OF MINNESOTA
DEPARTMENT OF TRANSPORTATION
CONSTRUCTION PROJECT LOG RECORD

CONTROL SECTION 8101
TRUNK HIGHWAY 13
COUNTY Waseca
DISTRICT 6B-7A

LIMITS: S. Co. Line - Jct. T.H. 14 in Waseca
Ref. Pt. 015+00.569 - 031+00.882



| YEAR BUILT | PROJECT NO | DESCRIPTION | WIDTH | THICKNESS | REMARKS |
|------------|------------|---|------------|----------------------|--|
| M 1982 | SF | Clean, Saw & Reseal Joints in Conc. Pvrnt. | | | Contract No. 3961 |
| C 1982 | 8101-30 | Bit. Surfacing Turn & Bypass Lns. | 20' 14' | 2 1/2" 2 1/2" | In Waseca at 8th St. SE. & 5th St. SE. |
| M 1983 | SF | Spot Bit. Shoulder Repairs | 10' | 2 1/2" | 2850 Lin. Ft. - 445 Ton Total Included in CS 24 01 |
| C 1985 | 8101-32 | Bit. Widening App. Shoulders | 3'-4" 3' | 10" 3" | Turn & By-Pass Ln. |
| C 1985 | 8101-34 | Milling Incl. Bit. Surfacing Bit. Shoulders | 44' 24' 8' | 1 1/2" 2 1/2" 2 1/2" | |
| C 1986 | 8101-33 | Grading Bit. Surfacing | 24' | Var. 1 1/2" | Spec. 2331 Spec. 2341 |
| M 1990 | SF | Bit. Overlay | 24' | 1 1/2" | Spec. 2361 |
| C 1990 | 8101-39 | Bit. Overlay | 28' | 2" 3" | Spec. 2331 Spec. 2341 |
| M 1997 | 8101-97194 | Major Crack Repair | | | |
| S 2009 | 8101-44 | Mill & Bit. Overlay | var. | 3 1/2" | |
| S 2009 | 8103-49 | Realignment Grading Bit. Surfacing | | | US-14 interchange Lengthens .03 mi. |
| S 2010 | 8101-50 | Milling Bit. Overlay | 24' 24' | 1 1/2" 1 1/2" | Spec 2360 |
| S 2010 | 8101-43 | Milling Bit. Overlay | 24' | 1 1/2" 3" | Spec. 2360 |
| S 2011 | 8101-44 | Milling Bit. Overlay | 24' | var. | Spec. 2360 |



| YEARS FROM | TOTAL MILES TO | UNINCORPORATED | | INCORPORATED | | RURAL | | URBAN | |
|------------|----------------|----------------|---------|--------------|---------|-----------|---------|-----------|---------|
| | | RDWY. MI. | BR. MI. | RDWY. MI. | BR. MI. | RDWY. MI. | BR. MI. | RDWY. MI. | BR. MI. |
| | | | | | | | | | |
| | | | | | | | | | |
| | | | | | | | | | |

REMARKS: C.S. 8101 & 8102 limits Do Not change with new alignment of USTH-14. Effective Date is December 19, 2012.

